

1N60PW, 1N60SW

Schottky Barrier Diode

Features

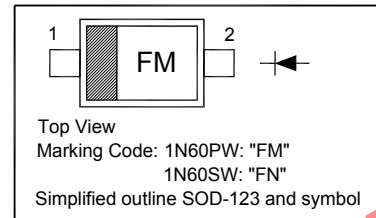
- High reliability
- Low forward voltage and reverse current

Applications

- For electronic calculator, etc.
- Low current rectification and high speed switching

PINNING

PIN	DESCRIPTION
1	Cathode
2	Anode



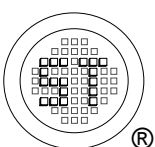
Absolute Maximum Ratings ($T_a = 25^\circ\text{C}$)

Parameter	Symbol	Value	Unit
Peak Reverse Voltage	V_{RM}	45	V
Reverse Voltage	V_R	10	V
Peak Forward Current	I_{FM}	150	mA
Average Rectified Output Current	I_o	50	mA
Surge Forward Current	I_{surge}	500	mA
Junction Temperature	T_j	125	$^\circ\text{C}$
Storage Temperature Range	T_{stg}	-55 to +125	$^\circ\text{C}$

Characteristics ($T_a = 25^\circ\text{C}$)

Parameter	Symbol	Min.	Max.	Unit
Reverse Voltage at $I_R = 100 \mu\text{A}$	V_R	45	-	V
Forward Current at $V_F = 1 \text{ V}$	I_F	4	-	mA
Reverse Current at $V_R = 10 \text{ V}$	I_R	-	50 100	μA
Rectification efficiency at $V_i = 2 \text{ Vrms}$, $R = 5 \text{ K}\Omega$, $C = 20 \text{ pF}$, $f = 40 \text{ MHz}$	η	55	-	%

Pair $\Delta I_F \leq 6 \text{ mA}$ at 1 V , $\Delta I_R \leq 20 \mu\text{A}$ at 10 V

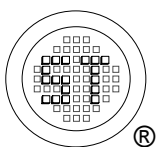
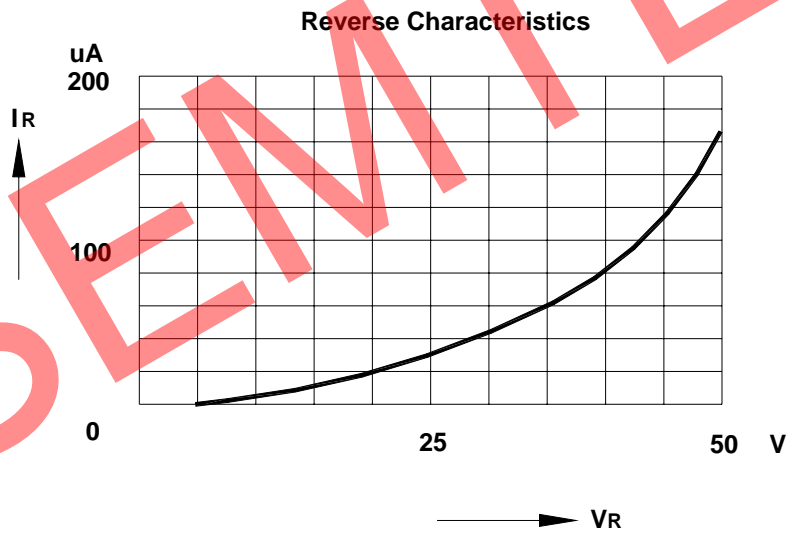


SEMTECH ELECTRONICS LTD.
 Subsidiary of Sino-Tech International (BVI) Limited



Dated: 21/09/2013 Rev: 01

1N60PW, 1N60SW



SEMTECH ELECTRONICS LTD.
Subsidiary of Sino-Tech International (BVI) Limited



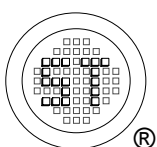
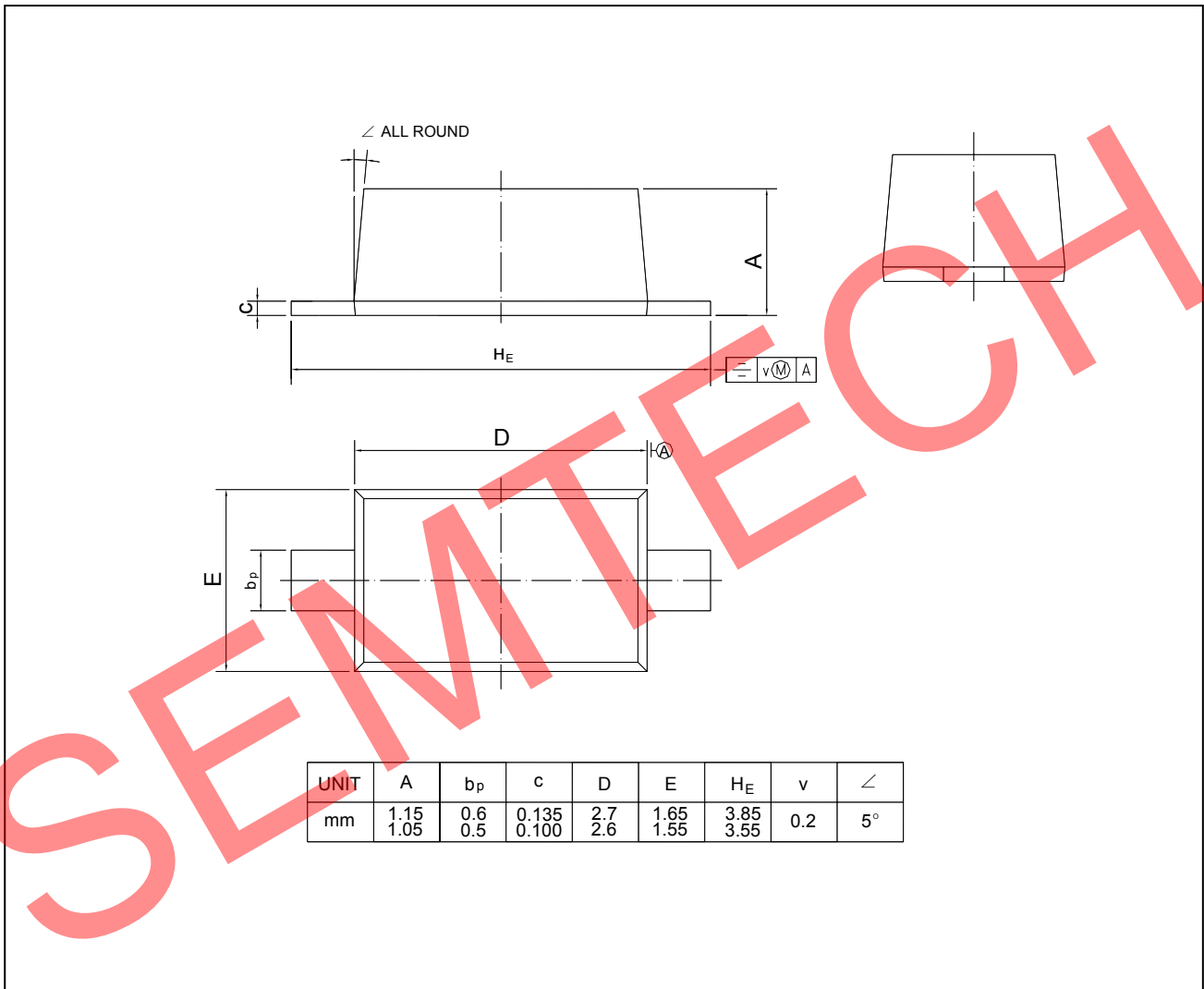
Dated: 21/09/2013 Rev: 01

1N60PW, 1N60SW

PACKAGE OUTLINE

Plastic surface mounted package; 2 leads

SOD-123



SEMTECH ELECTRONICS LTD.
Subsidiary of Sino-Tech International (BVI) Limited



Dated: 21/09/2013 Rev: 01