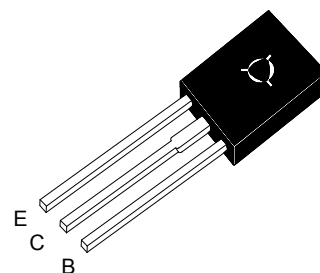


13002T / 13003T

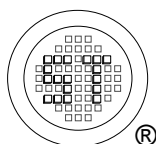
NPN Silicon Power Transistors



TO-18 Plastic Package

Absolute Maximum Ratings ($T_a = 25\text{ }^\circ\text{C}$)

Parameter	Symbol	Value	Unit
Collector Emitter Voltage	$V_{CEO(sus)}$	300 400	V
Collector Emitter Voltage	V_{CEV}	600 700	V
Emitter Base Voltage	V_{EBO}	9	V
Collector Current	I_C	1.5	A
Peak Collector Current at $t = 5\text{ ms}$	I_{CM}	3	A
Base Current	I_B	0.75	A
Peak Base Current at $t = 5\text{ ms}$	I_{BM}	1.5	A
Emitter Current	I_E	2.25	A
Peak Emitter Current at $t = 5\text{ ms}$	I_{EM}	4.5	A
Total Power Dissipation at $T_A = 25\text{ }^\circ\text{C}$ Derate above $25\text{ }^\circ\text{C}$	P_{tot}	1.4 11.2	W mW/ $^\circ\text{C}$
Total Power Dissipation at $T_C = 25\text{ }^\circ\text{C}$ Derate above $25\text{ }^\circ\text{C}$	P_{tot}	40 320	W mW/ $^\circ\text{C}$
Thermal Resistance, Junction to Ambient	$R_{\theta JA}$	89	$^\circ\text{C/W}$
Thermal Resistance, Junction to Case	$R_{\theta JC}$	3.12	$^\circ\text{C/W}$
Operating and Storage Junction Temperature Range	T_J, T_{stg}	- 65 to + 150	$^\circ\text{C}$



SEMTECH ELECTRONICS LTD.



ISO 9001 : 2008
Certificate No. 16071300



ISO 14001 : 2004
Certificate No. 71116



ISO 9001 : 2008
Certificate No. 50719410



BS-OHSAS 18001 : 2007
Certificate No. 71116

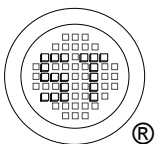


IECQ QC 080000
Certificate No. PRC-16294-16291

13002T / 13003T

Characteristics at $T_a = 25\text{ }^\circ\text{C}$

Parameter	Symbol	Min.	Typ.	Max.	Unit
DC Current Gain at $V_{CE} = 2\text{ V}$, $I_C = 0.5\text{ A}$ at $V_{CE} = 2\text{ V}$, $I_C = 1\text{ A}$	h_{FE} h_{FE}	8 5	- -	40 25	- -
Collector Cutoff Current at $V_{CEV} = \text{Rated Value}$, $V_{BE(off)} = 1.5\text{ V}$	I_{CEV}	-	-	1	mA
Emitter Cutoff Current at $V_{EB} = 9\text{ V}$	I_{EBO}	-	-	1	mA
Collector Emitter Sustaining Voltage at $I_C = 10\text{ mA}$ at $I_C = 10\text{ mA}$	$V_{CEO(sus)}$ $V_{CEO(sus)}$	300 400	- -	- -	V V
Collector Emitter Saturation Voltage at $I_C = 0.5\text{ A}$, $I_B = 0.1\text{ A}$ at $I_C = 1\text{ A}$, $I_B = 0.25\text{ A}$ at $I_C = 1.5\text{ A}$, $I_B = 0.5\text{ A}$	$V_{CE(sat)}$ $V_{CE(sat)}$ $V_{CE(sat)}$	- - -	- - -	0.5 1 3	V V V
Base Emitter Saturation Voltage at $I_C = 0.5\text{ A}$, $I_B = 0.1\text{ A}$ at $I_C = 1\text{ A}$, $I_B = 0.25\text{ A}$	$V_{BE(sat)}$ $V_{BE(sat)}$	- -	- -	1 1.2	V V
Current Gain Bandwidth Product at $V_{CE} = 10\text{ V}$, $I_C = 100\text{ mA}$, $f = 1\text{ MHz}$	f_T	4	10	-	MHz
Output Capacitance at $V_{CB} = 10\text{ V}$, $f = 0.1\text{ MHz}$	C_{ob}	-	21	-	pF
Delay Time at $V_{CC} = 125\text{ V}$, $I_C = 1\text{ A}$, $I_{B1} = -I_{B2} = 0.2\text{ A}$	t_d	-	-	0.1	μs
Rise Time at $V_{CC} = 125\text{ V}$, $I_C = 1\text{ A}$, $I_{B1} = -I_{B2} = 0.2\text{ A}$	t_r	-	-	1	μs
Storage Time at $V_{CC} = 125\text{ V}$, $I_C = 1\text{ A}$, $I_{B1} = -I_{B2} = 0.2\text{ A}$	t_s	-	-	4	μs
Fall Time at $V_{CC} = 125\text{ V}$, $I_C = 1\text{ A}$, $I_{B1} = -I_{B2} = 0.2\text{ A}$	t_f	-	-	0.7	μs
Storage Time at $I_C = 1\text{ A}$, $V_{clamp} = 300\text{ V}$, $I_{B1} = 0.2\text{ A}$, $V_{BE(off)} = 5\text{ V}$	t_{sv}	-	-	4	μs
Crossover Time at $I_C = 1\text{ A}$, $V_{clamp} = 300\text{ V}$, $I_{B1} = 0.2\text{ A}$, $V_{BE(off)} = 5\text{ V}$	t_c	-	-	0.75	μs
Fall Time at $I_C = 1\text{ A}$, $V_{clamp} = 300\text{ V}$, $I_{B1} = 0.2\text{ A}$, $V_{BE(off)} = 5\text{ V}$	t_{fi}	-	0.15	-	μs



SEMTECH ELECTRONICS LTD.



ISO/TS 16949 : 2009
Certificate No. 16073060

ISO14001 : 2004
Certificate No. 71116

ISO 9001 : 2008
Certificate No. 5071940

BS-OHSAS 18001 : 2007
Certificate No. 71116

IECQ QC 080000
Certificate No. PRC-16294-16291

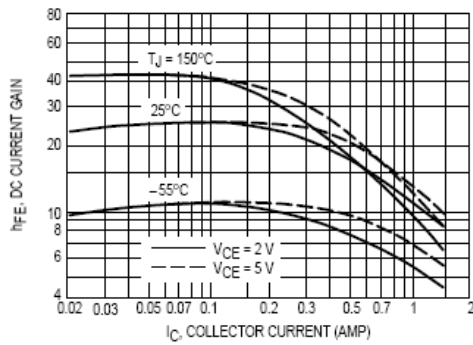


Figure 1. DC Current Gain

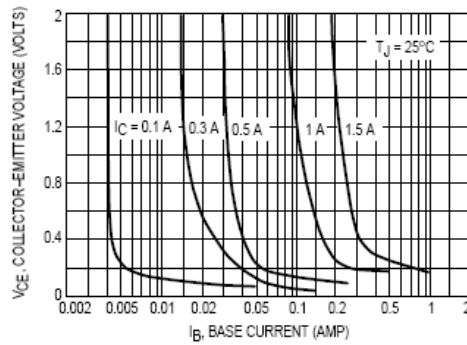


Figure 2. Collector Saturation Region

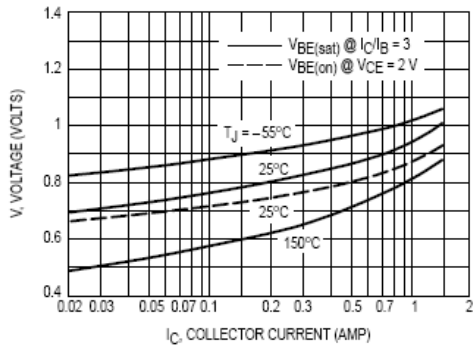


Figure 3. Base-Emitter Voltage

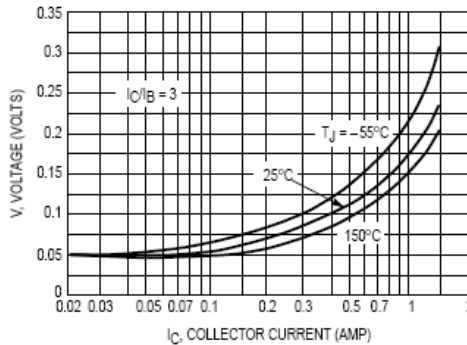


Figure 4. Collector-Emitter Saturation Region

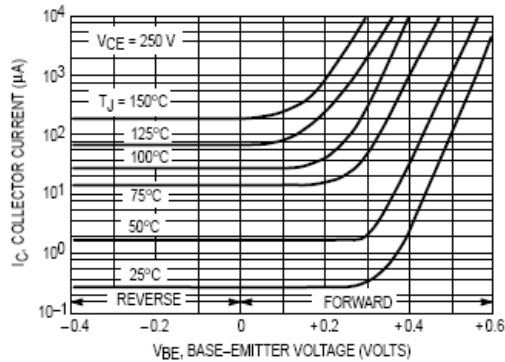


Figure 5. Collector Cutoff Region

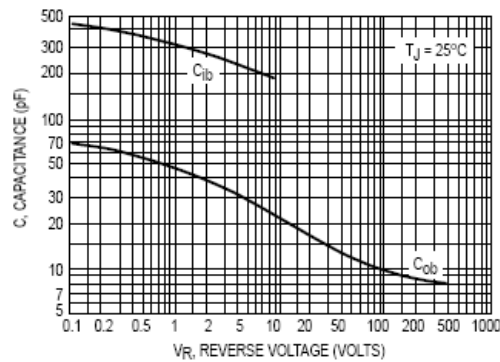


Figure 6. Capacitance

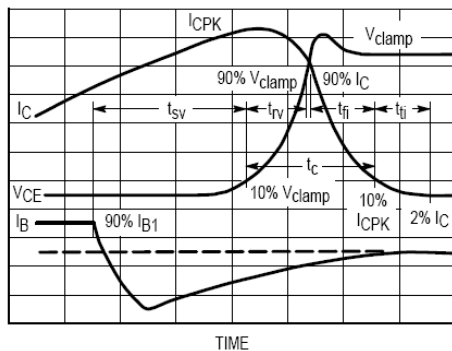
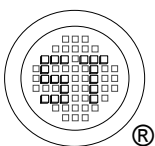


Figure 7. Inductive Switching Measurements



SEMTECH ELECTRONICS LTD.



ISO/TS 16949 : 2009
Certificate No. 16071300



ISO 14001 : 2004
Certificate No. 71116



ISO 9001 : 2008
Certificate No. 50719410



BS-OHSAS 18001 : 2007
Certificate No. 71116



IECQ QC 080000
Certificate No. PRC-16294-16291

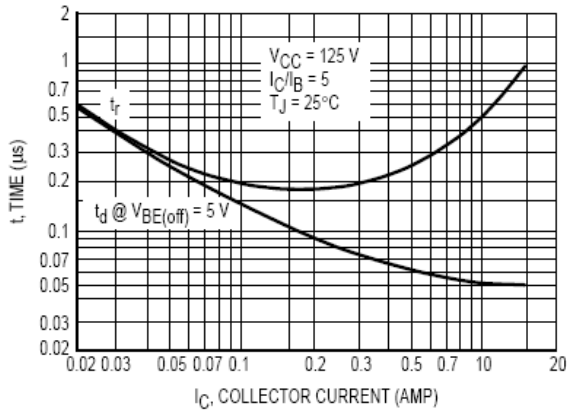


Figure 8. Turn-On Time

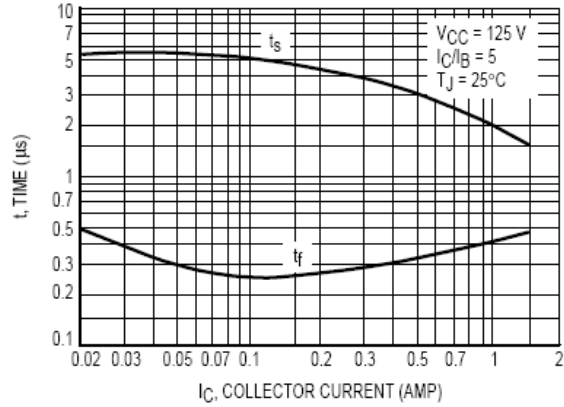


Figure 9. Turn-Off Time

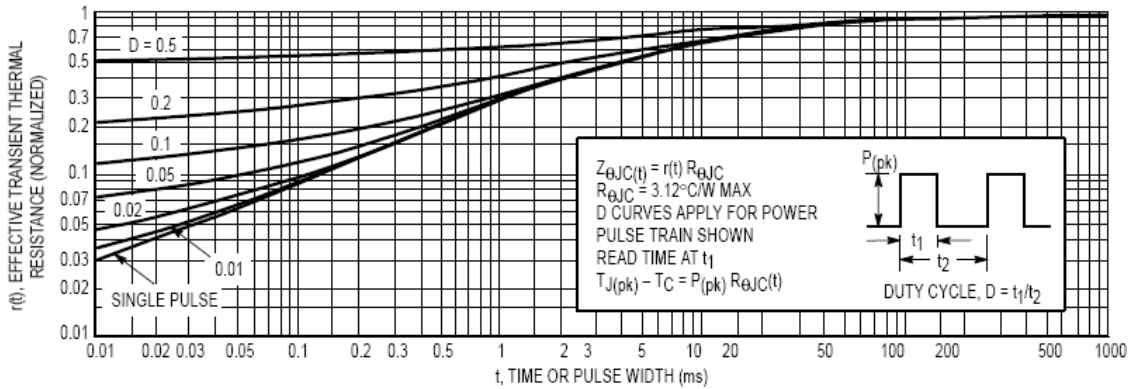


Figure 10. Thermal Response

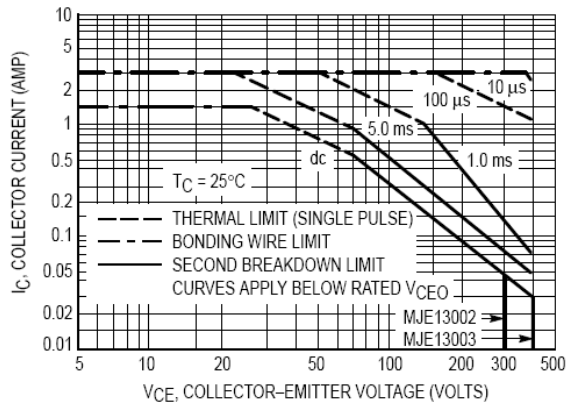


Figure 11. Active Region Safe Operating Area

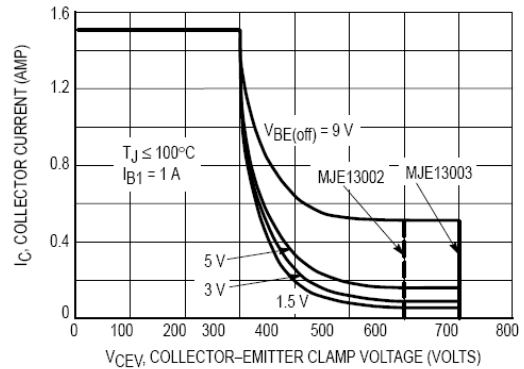


Figure 12. Reverse Bias Safe Operating Area

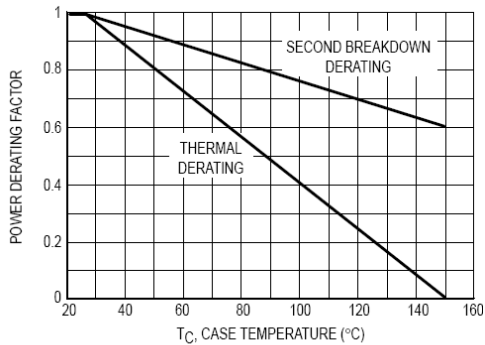
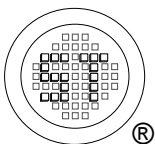


Figure 13. Forward Bias Power Derating



SEMTECH ELECTRONICS LTD.

